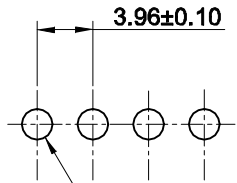
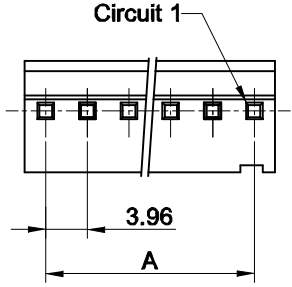
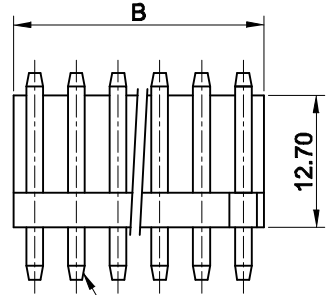


VIEW	TOLERANCE	
	0-10	±1
	11-250	±5
	251-500	±10
	501-1000	±20
	1001-3000	±50
	3001-5000	±100
UNIT: mm	5001- >	±150

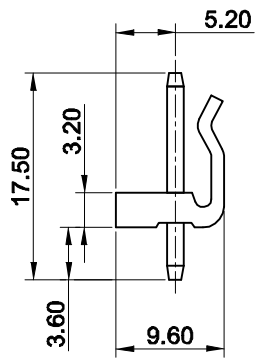


P.C.B. thickness 0.8 ~ 1.6 mm
P.C.B. Hole dia. Ø 1.75 mm±0.05

P.C.B. LAYOUT



Pin 1.14 SQ



Contact No.	Dimensions	
	A	B
2	3.96	8.00
3	7.92	12.00
4	11.88	15.90
5	15.84	20.00
6	19.80	24.00
7	23.76	27.90
8	27.72	31.90
9	31.68	35.80
10	35.64	39.90
11	39.60	43.90
12	43.56	47.80
13	47.52	51.80
14	51.48	55.70
15	55.44	59.80
16	59.40	63.80
17	63.36	67.70
18	67.32	71.70
19	71.28	75.60
20	75.24	79.80

* Order Code : 2220 - XX - SA

* Material Pin.... Brass/Tin plated
Nylon 66, UL94V-0

Number of contact : 2 to 20 pin

Rated Voltage : 250V AC,DC
Rated Current : 7A.
Withstand Voltage : 1500V AC/minute
Insulation Resistance : 1.000M ohm/minute
Temperature Range : -25 °C ~ + 85 °C
Contact Resistance : 20m ohm/max.

Date	03.11.2014	Rev.		Revision Detail	Rev.Dt.	Rev.by	Part No		
Designed by	Yeşim AKSOY	-					2220-XX-SA		
Checked by	Fatih BOLACA								
							Drawing Nr.	Scale	Sheet No
							-	NONE	1/1