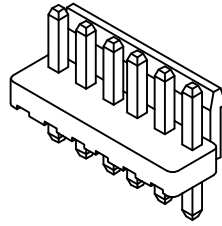


VIEW	TOLERANCE	
	0-10	±1
	11-250	±5
	251-500	±10
	501-1000	±20
	1001-3000	±50
UNIT: mm	3001-5000	±100
	5001->	±150



Δ Order Code : 2001-XX-S

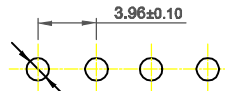
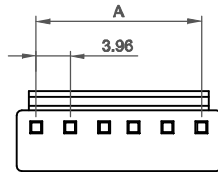
Straight Angle

Number of contact : 2 to 12 pin

**TTAF
APPROVAL**

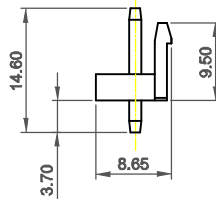
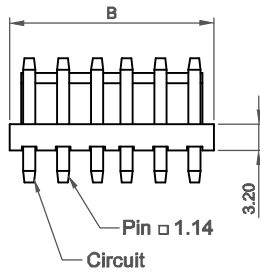
Δ Material : Nylon 66 UL 94V-0
Pin Material : Brass/Tin-plated

Voltage Rating : 250V AC,DC
Current Rating : 5A
Withstanding Voltage : 1500V AC/minute
Insulation Resistance : 1000M ohm/minute
Temperature Range : -25 °C ~ + 85 °C
Contact Resistance : 10m Ω Max.



P.C.B. thickness 0.8 ~ 1.60 mm
P.C.B. Hole dia. Ø 1.70 mm±0.10

P.C.B. LAYOUT



Contact No.	Dimensions (mm)	
	A	B
2	3.96	7.92
3	7.92	11.88
4	11.88	15.84
5	15.84	19.80
6	19.80	23.76
7	23.76	27.72
8	27.72	31.68
9	31.68	35.64
10	35.64	39.60
11	39.60	43.56
12	43.56	47.52

Date	03.11.2014	Rev.	-	Revision Detail		Rev.Dt.		Rev.by		Part No	2001-XX-S	
Designed by	Yeşim AKSOY									Drawing Nr.	Scale	Sheet No
Checked by	Fatih BOLACA											